

Stark County's Influenza Weekly Report

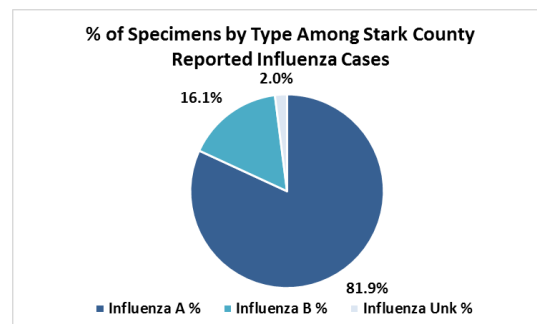
Week 51 (12/17/17-12/23/17)



Public Health
Prevent. Promote. Protect.

During Week 51:

- During week 51, Stark County had 26 influenza-associated hospitalizations.
- Nationally, there were three influenza-associated pediatric deaths reported.
- There were no human infections with a novel influenza A virus reported during week 51.
- During week 51, 740 influenza A specimens were collected nationally from public health laboratories, which made up 89% of all positive specimens; 7.4% subtyped as the 2009 H1N1 virus, 88.1% subtyped as the H3 virus, and the remainder not subtyped.



So Far this Year:

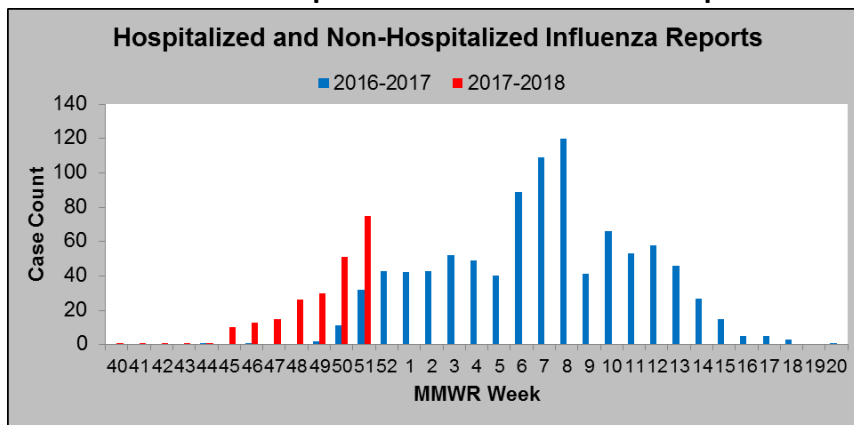
- There have been 89 influenza-associated hospitalizations so far this year in Stark County.
 - Ages of those hospitalized for influenza have ranged from 2 years to 96 years of age with the average age being 62.5 years (median 68 years old).
- A cumulative rate of 8.7 laboratory-confirmed influenza-associated hospitalizations per 100,000 people was reported.
- Up through week 51, 18,948 specimens were collected nationally from public health laboratories. 5,731 were typed as influenza A, comprising 87.3% of all specimens collected. Of these 8.4% were subtyped as the 2009 H1N1 virus while 90.2% were subtyped as the H3 virus.
- Nationally, there have been twelve influenza-associated pediatric deaths reported so far this year. Last year, at the same time, there were zero.

Viruses Circulating vs. Viruses in this Year's Vaccine:

- Nationally since October 1, 2017, 478 influenza A specimens were genetically or antigenically characterized.
 - There were 405 influenza A(H3N2) viruses collected. 99.2% of those antigenically characterized matched the influenza A (H3N2) component in this year's vaccine. There were 73 influenza A (H1N1) viruses collected; all of those characterized matched the influenza A (H1N1) component in this year's vaccine.
- Nationally since October 1, 2017, 170 influenza B specimens were genetically or antigenically characterized.
 - Of these, 71 were antigenically characterized from the Yamagata Lineage and 7 characterized from the Victorian Lineage. Of these specimens, 100% of the Yamagata Lineage matched the Influenza B component of the 2017-2018 vaccine and 57% of specimens from the Victorian Lineage matched.

Graph 1: Hospitalized and Non-Hospitalized Influenza Cases Reported to the Local Health Department.

- ◆ There were 75 cases of hospitalized and non-hospitalized influenza reported for Week 51 in Stark County. Last year at this time there were 32 cases. Stark County increased to 225 cases reported so far this year compared to 47 cases reported at this point last year.



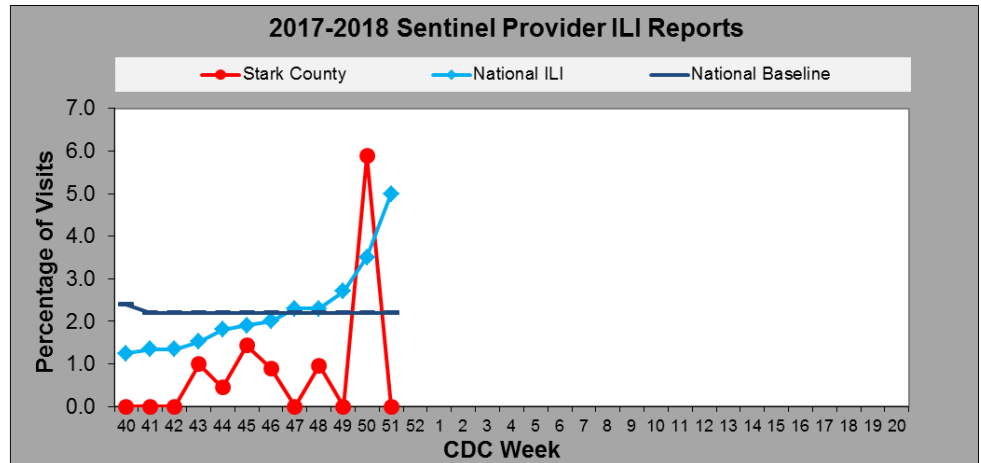
* All data presented in this weekly report are preliminary and may change as additional information is received.

* Multiyear averages included in this weekly report do not include the 2009/2010 H1N1 season.

- If you have any questions please contact Avi Joseph at 330.513.9914 or josepha@starkhealth.org or Amanda Archer at 330.519.3327 or aarcher@cantonhealth.org

Graph 2: Sentinel Provider Reported Influenza Like Illness (ILI) in Stark County.

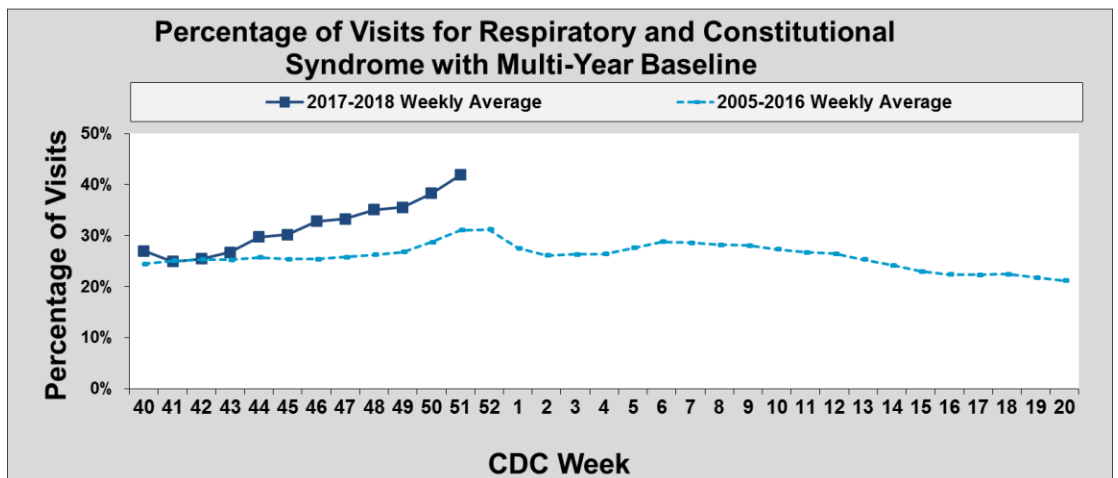
- ◆ During week 51, Stark County Sentinel Providers did not report a percentage of ILI visits. Nationally, it was reported that 5.0% of visits were for ILI, which is above the national baseline at 2.2% of visits.



Graph 3: Emergency Department Visits for Respiratory and Constitutional Syndromes.

(Source: Health Monitoring Systems, EpiCenter, Hospital and Stat Care Patient Registration Surveillance System)

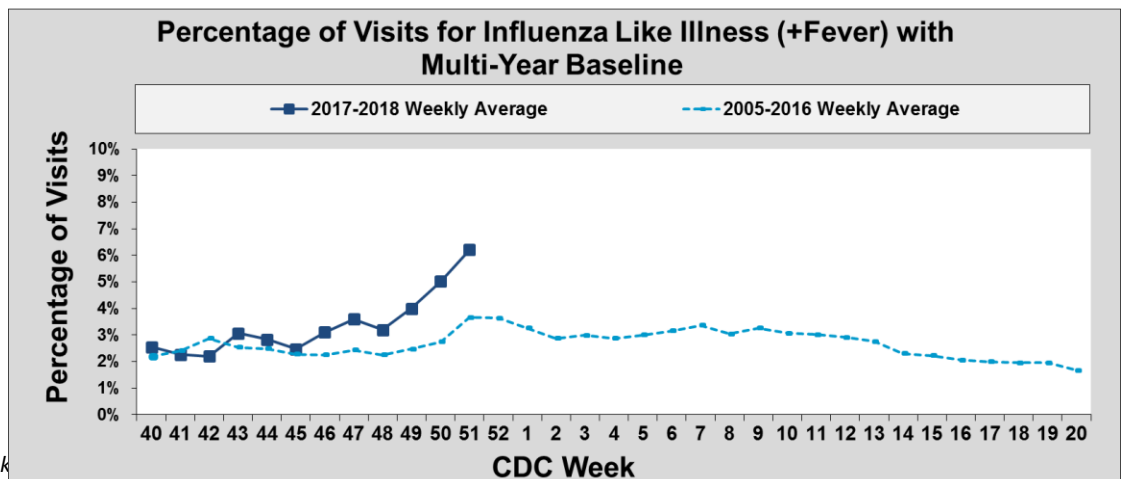
- ◆ ED and Stat Care visits for respiratory and constitutional syndrome continue to increase and continue to remain above the multi-year baseline average during week 51.



Graph 4: Emergency Department (ED) Visits for Influenza Like Illness (+Fever).

(Source: Health Monitoring Systems, EpiCenter, Hospital and Stat Care Patient Registration Surveillance System)

- ◆ ED and Stat Care visits for ILI + Fever for MMWR week 51 increased, and continue to remain above the multi-year average.



* All data presented in this week

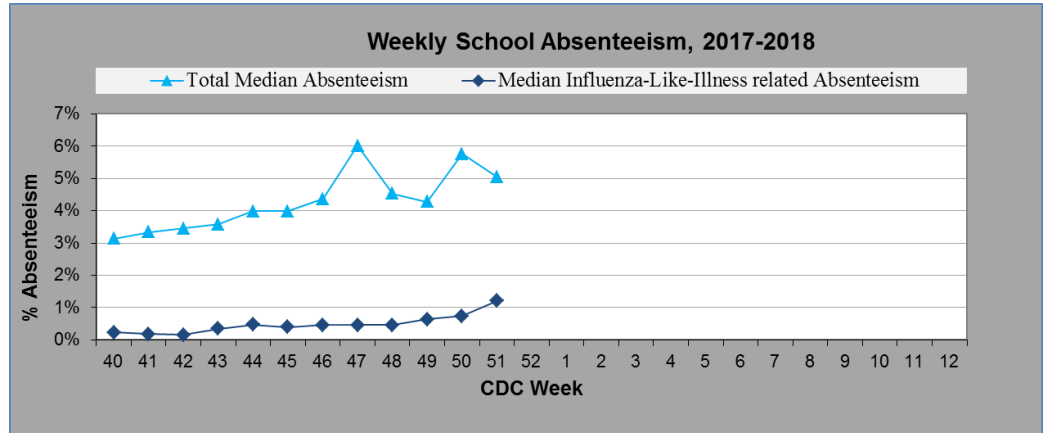
* Multiyear averages included in this weekly report do not include the 2009/2010 H1N1 season.

➤ If you have any questions please contact Avi Joseph at 330.513.9914 or josepha@starkhealth.org or Amanda Archer at 330.519.3327 or aarcher@cantonhealth.org

Graph 5: Stark County School Absenteeism.

(Source: Voluntary reporting by multiple school districts throughout the county)

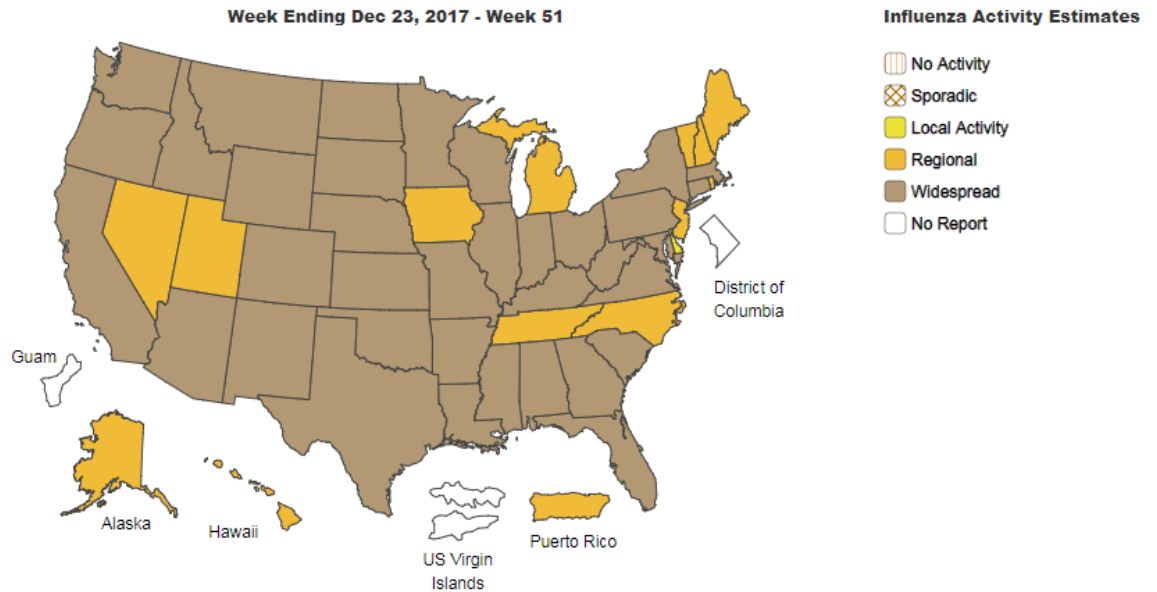
- ◆ During week 51, there were 21 school absenteeism reports submitted. Median influenza-like illness related absenteeism increased to 1.21%.



Map: Weekly Geographic Influenza Activity Estimates Reported by State and Territorial Epidemiologists Syndromes.

(Source: Health Monitoring Systems, EpiCenter, hospital and stat care patient registration surveillance system)

- ◆ During week 51, Ohio was designated as having widespread influenza activity, the highest measure of spread. 35 other states reported widespread activity.



Alliance City Health Department
cityofalliance.com/health



Promoting and Protecting Health Since 1849

Canton City Health Department
cantonhealth.org



Massillon City Health Department
massillonohio.com/health



Stark County Health Department
starkhealth.org

* All data presented in this weekly report are preliminary and may change as additional information is received.

* Multiyear averages included in this weekly report do not include the 2009/2010 H1N1 season.

➤ If you have any questions please contact Avi Joseph at 330.513.9914 or josepha@starkhealth.org or Amanda Archer at 330.519.3327 or aarcher@cantonhealth.org